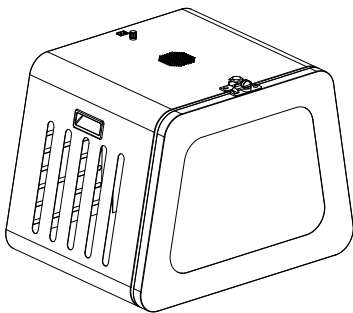


# **Pet Therapy Cage**

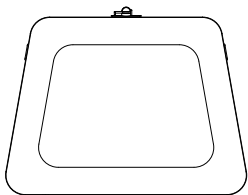
## **User Manual**



## Technical Specification

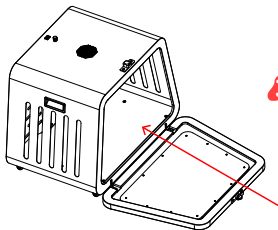
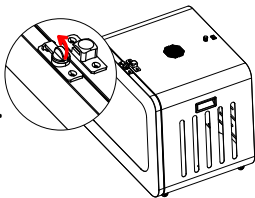
<b>Size</b>	<b>610*445*519mm</b>
<b>Weight</b>	<b>14.2kg</b>
<b>Size after packaging</b>	<b>690*485*599mm</b>
<b>Weight after packaging</b>	<b>17kg</b>
<b>Single-core/Dual-core</b>	<b>Single-core</b>
<b>Number of lamp beads</b>	<b>120 pieces</b>
<b>Wavelength</b>	<b>630, 660, 810, 830, 850nm</b>
<b>Optical power</b>	<b>200mW/cm<sup>2</sup></b>
<b>Lens angle</b>	<b>30 degrees</b>
<b>Rated power</b>	<b>83W</b>
<b>Voltage and current</b>	<b>100-240V 0.85-0.35A</b>
<b>Functions (such as dimming, timing, pulse)</b>	<b>Knob dimming, automatic timing (factory setting is 30 minutes, customizable to 10 minutes, 15 minutes, 25 minutes, 40 minutes), no pulse.</b>





**1** a pet cage

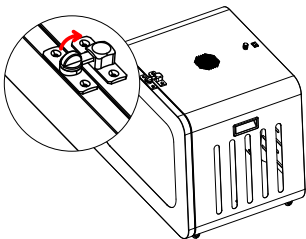
**2** Slide the safety latch.  
Open the pet door.



**3** Place your pet inside.



- 4** Close the pet door and fasten the latch securely.



- 5** Turn on the power switch and rotate the knob to adjust the brightness. Comes with Safety Mode enabled by default, automatically shutting off after 30 minutes.

